

Mario Herrera
Christopher Sol Cruz

BIG ENGLISH



2ND EDITION
STUDENT'S BOOK

2

2

My Games

Vocabulary

I will learn to name outdoor activities.



Song Time!



Listen, look, and say.



1 play basketball



2 play volleyball



3 play baseball



4 play on the slide



5 kick a soccer ball



6 skate



7 skateboard



ride my bike

2 Play the acting game.

Song

I will learn to ask and answer about outdoor activities.



Listen and sing. Then look at 1 and find.

We're playing on the playground.
There are lots of games to play.
Soccer, baseball, and basketball.
What do you want to play today?

Paul likes to play on the swings.
Vera likes to play on the slide.
We all like to play hide-and-see.
Are you ready to run and hide?

We're playing on the playground.
It's always so much fun.
Come on and play with us.
We play with everyone!



Listen and find in 1. Then say.



Look at 1. Ask and answer.



I like to play
volleyball.

Picture 2.



**THINK
BIG**


What games can children play on the playground?
What games can children play in the classroom?

Story

I will read a story about outdoor activities.




³⁶
6 Listen and read. What does Jenny like to do?

We Like to Play Together!





7 Look at the story. Then circle.

- 1  likes to **play soccer** / **ride his bike**.
- 2  likes to **play baseball** / **skateboard**.
- 3  likes to **play volleyball** / **play basketball**.



What do you like to play on the playground?
 What team games do you know?
 Do you like to play on a team? Why?

Language in Action

I will listen to a dialog about outdoor activities.

³⁷ 8 Listen and read. Then say.

- Len:** I like to play with Ted and Judy. They're fun!
- Betty:** What do they like to do?
- Len:** They like to play hide-and-seek.
- Betty:** I like to play hide-and-seek, too!
- Len:** Great. Let's play!



9 Look at 7. Role-play with a partner.

³⁸ 10 Listen and stick.



Grammar

I will learn to use *like to* + verb to describe what people like to do.
I will learn to use *between, behind, in front of, and next to*.

What **does** he/she **like to do**?

He/She **likes to skate**.

What **do** they **like to do**?

They **like to play basketball**.



Listen and write. Then say.

1 What _____ Matt like to do?

He _____ listen to music.

2 What _____ Becky and Ron like to do?

They _____ play video games.

3 What _____ she like to do?

She _____ ride her bike.



Listen and write the words.



between



behind



in front of



next to



1 It's _____
the slide.



2 It's _____
the seesaws.



3 It's _____
the bat.



4 They're _____
the swing.

I will learn about muscles and bones in the body.

13 Look and listen. Say the numbers.

13 26 27 34 70

14 Listen and read.
Write the numbers.

CONTENT WORDS

bone jump kick move muscle throw



Playing is fun. When we move, we use our bones and muscles. Bones and muscles help us play.

We throw with our hands. Our hands have many bones. One hand has _____ bones.



We kick with our feet. Our feet have many bones, too. One foot has _____ bones.

When we throw a ball, we use _____ muscles.
When we kick a ball, we use _____ muscles.

When we jump, we use more than _____ muscles.

We need to take good care of our bones and muscles.



15 Look at 14. Read and match.

- | | |
|----------------------------|-----------------------------|
| 1 Bones and muscles | a use more than 70 muscles. |
| 2 Our feet | b help us play. |
| 3 When we throw a ball, we | c have a lot of bones. |
| 4 When we jump, we | d use our hands. |

THINK BIG

Which activities use our muscles the most?

dancing using a computer watching movies
playing basketball riding a bike

I will learn about games played in different countries.

16 Look at the pictures.
Which games do you know?

CONTENT WORDS

chase dragon freeze join
move shoulder snake tag

Tag! You're It!

1 In Ghana, Africa, children play Big Snake. One child is the "snake". The snake runs and tags another child. That child holds the snake's hand. Together they try to tag other children. Other children join the snake. At the end, there is one very big snake!

2 In Mexico, children play Sun and Ice. There are two teams. On each team, one child chases and tags a child on the other team. That child must freeze. He or she can't move. If another person on that child's team touches the child and says "Sun!" the child can move again.

3 In China, children play Catch the Dragon's Tail. Children stand in a line. They put their hands on the shoulders of the child in front of them. This is the "dragon." The first child is the head of the dragon. The last child is the tail. The head chases the tail. If the head child tags the tail child, the head child becomes the tail. A new child becomes the head. It's even more fun with two dragons!



17 Listen and read. Then match with the pictures.



What "tag" games do you know?
How do you play them?

I will learn to use the sounds ng and nk.

18 Listen, look, and repeat.

1 **ng** 2 **nk**

19 Listen and find. Then say.



ring



bang



pink



i

20 Listen and blend the sounds.

1 k-i-ng king

2 w-i-ng wing

3 th-a-nk thank

4 s-i-ng sing

5 b-a-nk bank

6 s-i-nk sink

21 Underline **ng** and **nk**. Then listen and chant.

Sing a song about a king.
Thank you! Thank you!
He has a big, pink ring
And big, blue wings.
Thank you! Thank you!



I will learn to talk about playing safely.



Look, listen, and number. Then say.



I'm safe on my skateboard. I always wear a helmet and pads.



I'm safe on the swing. I always sit down.



We are safe on the seesaw. We put one leg on each side.



I'm safe on the slide. I always keep my feet in front of me.



Do you play safely? How?



Project

23 Make a **Playground Safety** checklist. Check (✓) what you do.

Playground Activities	Safety Tips	I Play Safely
seesaw	put one leg on each side	✓
slide	keep feet in front of you	
swings	don't stand up	
skating	wear knee pads	
bike riding	wear a helmet	

24 Look and write.



1 He _____
to play on the slide.



2 They like to _____.



3 She likes to _____ soccer.



4 _____
to play baseball.

25 Look and write.

behind between in front of next to



1 The boy is hiding _____ the tree.



2 The girl is standing _____ the slide.



3 The sandbox is _____ the seesaw.

4 The girl is standing _____ the swings.



26 Read. Write the numbers.

1 twenty-nine _____

2 fifty _____

3 forty-six _____

4 one hundred _____

5 sixty _____

6 seventy _____

I Can

- use words for outdoor activities.
- use *behind*, *between*, *in front of*, and *next to*.



27 Work in groups. Play the **Memory** game.

Student 1:

What do you like to do on the playground? Say.

Student 2:

Talk about Student 1. What does she like to do? Then say and act out what you like to do.



Student 3:

Talk about Students 1 and 2. Then say and act out what you like to do.

Play with your group. Can you remember what everyone likes to do?

I Can

- say what I like to do.
- say what people like to do.



Mario Herrera
Christopher Sol Cruz

BIG ENGLISH



2ND EDITION
WORKBOOK

2

2

My Games

Vocabulary

1 Read and match. Then say.

1 kick a soccer ball



2 play basketball



3 skate



4 skateboard



5 ride a bike



6 play on the slide



35
2

Listen and sing. Then match.



Come On and Play

We're playing on the playground.
There are lots of games to play.
Soccer, baseball, and basketball.
What do you want to play today?



Paul likes to play on the swings.
Vera likes to play on the slide.
We all like to play hide-and-seek.
Are you ready to run and hide?



d



We're playing on the playground.
It's always so much fun.
Come on and play with us.
We play with everyone!



e



3 Draw. Then say.



My Games

How did I do?



4 Read and write.

We Like to Play Together!



- 1 What does Jamie like to do?
He likes _____.
- 2 What does Jenny like to do?
She likes _____.
- 3 What does Tony like to do?
He likes _____.
- 4 What do they all like to do?
They like _____.

**THINK
BIG**

Circle the odd one out.




5 Follow the path. Count and write.

ten + ten + ten + ten
= forty balls

1 fourty balls

 = 10 balls



2 _____

4 _____

3 _____

6 _____

5 _____

6 Look at 5. What do they like to do? Write.

jump play baseball ride her bike skate skateboard

- 1 They like to play baseball. 4 They like to _____.
- 2 He likes to _____.
- 3 She likes to _____.
- 5 She likes to _____.



What **does** he/she **like to do**? He/She **likes to skate**.

What **do** they **like to do**? They **like to play basketball**.

7 Write **do** or **does**. Then listen and match.

1 What _____
he like to do?



2 What _____
they like to do?



3 What _____
she like to do?



4 What _____
they like to do?



8 Look at 7. Write the answers.

- 1 He _____ ride his bike.
- 2 They _____ skate.
- 3 She _____ read.
- 4 They _____ play hide-and-seek.




9 Look and write.

behind between in front of next to



Where are they?



- 1 Dan is _____ Julia.
- 2 Amy is _____ Zach and Mark.
- 3 Tess is _____ Pat.
- 4 Pat is _____ Tess.

10 Look at 5. Read and circle.


- 1 Pat likes to **skate** / skateboard.
- 2 Amy likes to play **soccer** / basketball.
- 3 Zach and Dan like to play **soccer** / baseball.
- 4 Julia likes to **jump** / ride her bike.

How did I do?



11 Look and write.

bone foot
hand muscle



12 Listen and circle.



1
3 13
30 34

2
7 27
37 72

3
7 17
70 77

4
6 16
26 62



13 Find and circle **ng** and **nk**.

n m nk l
g k t ck
gg ng mm h

14 Read and circle **ng** and **nk**.

1 ring 2 pink 3 bang 4 ink

15 Match the words with the same sounds.

1 wing a sink
2 bank b sing

16 Listen and chant.

Sing a song about a king.
Thank you! Thank you!
He has a big, pink ring
And big, blue wings.
Thank you! Thank you!



17 Read and match.

1



Always wear a helmet and knee pads.

2



Always put one leg on each side.

3



Always sit down.

4



Always keep your feet in front of you.

a



b



c



d



18 Look and write. Where is Milo?

behind between
in front of next to



1 _____



2 _____



3 _____



4 _____

19

Listen and match. Then write.

- 1 What does Terry like to do? She likes _____.
- 2 What does Pete like to do? He likes _____.
- 3 What does Sarah like to do? She likes _____.
- 4 What does Mario like to do? He likes _____.

