

Mario Herrera
Christopher Sol Cruz

BIG ENGLISH



2ND EDITION
STUDENT'S BOOK

2

1

In My Classroom

Vocabulary

I will learn to name classroom activities.



Song Time!



Listen, look, and say.



1 coloring a picture



2 counting



3 cutting paper



4 gluing shapes



5 listening to a story



6 watching a movie



7 using the computer



8 writing her name



9 playing a game

2 Play the acting game.

Song

I will learn to ask and answer about classroom activities.

10 17
3

Listen and sing. Then look at and find.

Here's My Classroom!

Look! Here's my classroom.
And here are my friends!
Peter, Sarah, and Timothy,
Penny, Jack, and Jen!

Peter is cutting paper.
Penny is writing her name.
Sarah is listening to a story,
And Jack is playing a game.

Timothy is counting.
Jen is gluing.
We have fun and learn a lot.
What are your friends doing?



12
4

Listen and find in 1. Then say.

5

Look at 1. Ask and answer.



What's she doing?

She's coloring
a picture.




THINK
BIG

What can we write?
What can we count?

I will read a story about classroom activities.

6 Listen and read. How many Marias are there?

What's Maria Doing?





7 Look at the story. Then match.

- 1 She's cutting paper.
- 2 She's gluing pictures.
- 3 She's using the computer.
- 4 She's writing on the board.



**THINK
BIG**

Are there any girls called Maria in your class?
How many?
How many children are there with the
same name? What are the names?

Language in Action

I will listen to a dialog about classroom activities.

8 Listen and read. Then say.

Billy: What's Timmy doing?

Suzie: He's playing a computer game.

Billy: It looks like fun! Let's play a computer game, too.

Suzie: Sorry. There's only one computer.

Billy: Oh, too bad!

Suzie: But I have a DVD.
Let's watch a movie!



9 Look at 8. Role-play with a partner.

10 Listen and stick.



11 Look at 10 and write.

1 There are _____ new computers.

2 There are _____ children in the class.

Grammar

I will learn to use *be + -ing* to describe what people are doing.
I will learn to use *there is, there are + numbers*.

What's he/she **doing**? He's/She's **reading** a book.

What **are** they **doing**? They're **gluing** pictures.

he is = he's
she is = she's
they are = they're

12 Look and listen. Then write.



1 They're _____
soccer.



2 She's _____
a book.

listening
playing
reading
writing



3 They're _____
to music.



4 He's _____
numbers.

How many pictures are there? **There's** one picture.

How many books are there? **There are** three books.

there is = there's

13 Listen and write. Use **There's** or **There are**.



1 _____ one birthday cake.

2 _____ three shapes.



3 _____ one big, black dog.

I will learn to use math and numbers.

19
14

Do the math. Then listen and write.

- 1 Four plus three equals _____.
- 2 Eight minus two equals _____.
- 3 One plus nine equals _____.

CONTENT WORDS


plus +
minus -
equals =

20
15

Look, read, and write the answers. Then listen and check.

CONTENT WORDS

eleven 11 twelve 12 thirteen 13 fourteen 14 fifteen 15 sixteen 16
seventeen 17 eighteen 18 nineteen 19 twenty 20 thirty 30 forty 40
fifty 50 sixty 60 seventy 70 eighty 80 ninety 90 a hundred 100

- 1 There are eleven girls in the class and nineteen boys. There are _____ children in the class.
- 2 There are fourteen chairs in Classroom 1. The children move two chairs to Classroom 2. Now there are _____ chairs in Classroom 1.
- 3 The children have fifteen cupcakes. They eat four.  Now they have _____ cupcakes.
- 4 There are eighteen pictures on the paper. Lucy cuts out two pictures. Now there are _____ pictures on the paper.
- 5 There are a hundred children on the playground. Thirty go into their classrooms. Now there are _____ children on the playground.



Eleven girls
plus nineteen
boys equals...

Thirty
children!



**THINK
BIG**

When do adults use math?

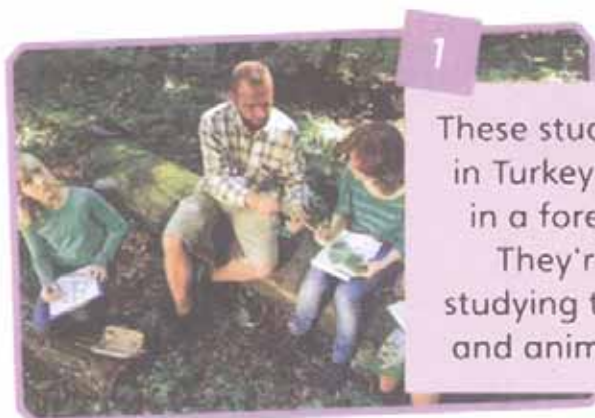
I will learn about classrooms in different countries.

16 Look, listen, and read. What are they studying?

Classes, but Not in a Classroom!

Are classes always in classrooms?

No, they aren't!



1 These students in Turkey are in a forest. They're studying trees and animals.



2 These students in France are having a P.E. class in the mountains. They love to ski.



3 These students in the United States are having a science class in the school garden. They're growing plants and flowers.



4 These students in Bangladesh are studying English. Their school is a boat! Bangladesh is a wet country. Sometimes schools close, but this school is always open.

17 Talk about your classroom with a partner.



Our classroom is in Mexico. There are twenty desks and chairs.

We have a big whiteboard and six new computers.



THINK BIG

Do you have classes outside the classroom? Where do you go? What do you study?

I will learn to use the sound th.

²³ **18** Listen, look, and repeat.

1 **th** 2 **th**

²⁴ **19** Listen and find. Then say.



bath



thin



this



that

²⁵ **20** Listen and blend the sounds.

1 th-e the

2 th-e-n then

3 b-o-th both

4 w-i-th with

5 p-a-th path

6 m-a-th math

²⁶ **21** Underline **th** and **th**. Then listen and chant.

There are three crocodiles
Taking a bath.
They have thin mouths,
But big teeth!
Look out! Look out!



I will learn to talk about taking turns.



22 Listen and look. Number in order.



23 Take turns. Ask and answer with a partner. Do the actions.



May I use the computer now?

Yes! Let's take turns.



Is it good to take turns? Why?



Project



24 Make a finger puppet. With a partner, use your puppet to do a role play about taking turns.

You can use the headphones now.



Thanks!

25 Look and write. Use the correct form of the verb.

color glue listen play read write



1 She's _____ shapes.



2 They're _____ a book.



3 They're _____ to music.



4 They're _____ soccer.




5 She's _____ a picture.



6 He's _____ on the board.

26 Count and write. Use **There's** or **There are**.



1 _____ rulers.

2 _____ eraser.

3 _____ markers.



I Can

- use words for classroom activities.
- use *there is*, *there are* to describe what's in my classroom.



29
27

Listen and find. Say **Picture 1** or **Picture 2**. Then ask and answer.



In Picture 1, what are they doing?

In Picture 1, they're playing a game.



I Can

- ask and answer about what people are doing in the classroom.



Mario Herrera
Christopher Sol Cruz

BIG ENGLISH



2ND EDITION
WORKBOOK




1

In My Classroom

Vocabulary

1 Listen and number.



2 Look at 1. Write.

cutting gluing listening coloring using writing

- 1 They're coloring the picture.
- 2 She's _____ her name.
- 3 They're _____ to a story.
- 4 She's _____ shapes.
- 5 He's _____ the computer.
- 6 He's _____ shapes.



3 Listen and sing. Then match and write.

a



c



b



Peter

d



Here's My Classroom!


Look! Here's my classroom.
And here are my friends!
Peter, Sarah, and Timothy,
Penny, Jack, and Jen!

Peter is **cutting paper**.
Penny is **writing her name**.
Sarah is listening to a story,
And Jack is playing a game.

Timothy is **counting**.
Jen is **gluing**.
We have fun and learn a lot.
What are your friends doing?

4

Draw your classroom. Then say.



How did I do?



5 Read and write.

What's Maria Doing?



- 1 How many Marias are there in the class?
There are _____ Marias.
- 2 What is one Maria doing?
She's _____ and _____.
- 3 What is the other Maria doing?
She's _____.



What do you like doing? Read and circle.

using the computer writing reading
listening cutting gluing
watching a movie playing a game



6 Look and match. Then say.

1 What's she doing?
She's listening to a story.

a



2 What are they doing?
They're watching a movie.

b



3 What's he doing?
He's gluing shapes.

c



7 Find the words. Circle.

coloring	counting	cutting	gluing
listening	playing	using	writing


e	s	d	x	d	g	d	v	m	c
m	i	n	g	i	l	u	r	e	o
n	g	a	t	f	a	s	g	k	u
g	o	p	l	a	y	i	n	g	n
c	o	l	o	r	i	n	g	e	t
u	n	g	t	u	n	g	l	d	i
t	g	o	i	f	g	a	u	g	n
t	l	i	s	t	e	n	i	n	g
i	s	w	r	i	t	i	n	g	a
n	p	a	e	n	t	t	g	i	t
g	i	f	o	i	a	s	f	n	o



What's he/she **doing**? He's /She's **reading** a book.

What **are they doing**? They're **gluing** pictures.

8 Look and write.



are they (x2) He's (x2) She's They're (x2) What's he (x2) What's she

- 1 What _____ doing? _____ listening.
- 2 _____ doing? _____ cutting.
- 3 _____ doing? _____ coloring.
- 4 What _____ doing? _____ playing a game.
- 5 _____ doing? _____ counting.



9 Look and match.

1



2



3



4



a gluing

b playing

c reading

d writing

10 Look at 9. Write the answers.

- 1 What are they doing? They _____ a book.
2 What's he doing? He _____ shapes.
3 What's she doing? She _____ numbers.
4 What are they doing? They _____ soccer.

How many pictures are there? **There's** one picture.

How many books are there? **There are** three books.

11 Look at 8. Read and ✓.

- 1 There are one ball. four backpacks.
2 There's one ball. four backpacks.



12 Write the words and the number.

equals (x2) minus plus



6 pencils _____ 6 pencils _____ pencils



10 soccer balls _____ 5 soccer balls _____ soccer balls

13 Listen and read. Write + or -, =, and the number.



14 apples minus 8 apples equals apples.



10 markers plus 2 markers equals markers.



6 shapes plus 8 shapes equals shapes.



14 Find and circle th.

ss f t wh
 v ff th w
 zz h ch z

15 Read and circle th.

1 bath 2 path 3 this 4 that

16 Match the words with the same sounds.

1 they a thin
 2 math b then

17 Listen and chant.

There are three crocodiles
 Taking a bath.
 They have thin mouths,
 But big teeth!
 Look out! Look out!



18 Read and match. Then say.

- 1 May I use the markers now?
- 2 Yes. Sit down, Mark. It's your turn.
- 3 It's fun taking turns!



19 Read and write.


fun Let's May now

- Anita:** _____ I use the computer _____?
- Sam:** Yes! _____ take turns.
- Anita:** OK. It's _____ taking turns!



20 Look and write. Use the correct form of the verb.

draw play sing use



- 1 What's she doing?
She's _____ a song.
- 2 What are they doing?
They're _____ a game.
- 3 What's he doing?
He's _____ on the board.
- 4 What are they doing?
They're _____ computers.

21 Count and write. Use **is** or **are**.

Our Classroom	
computer	
chairs	
boys	
girls	
teacher	

- 1 There is 1 computer.
- 2 There _____ chairs.
- 3 There _____ boys.
- 4 There _____ girls.
- 5 There _____ teacher.

