

Mario Herrera
Christopher Sol Cruz

BIG ENGLISH



2ND EDITION
STUDENT'S BOOK



9

Play Time

Vocabulary


I will learn to name action words.



Song Time!



1 Listen, look, and say.



2 Play the miming game.

I will learn to ask and answer questions about play time.

208 209
3

Listen and sing. Then look at 1 and find.

Play Time Is Cool!

We like play time at our school.
Singing and dancing,
Throwing and catching.
Play time is cool at our school!

I'm throwing the ball.
It's so much fun!
Are you
Hitting and running?
Yes, and it's fun.

We're kicking the ball
And trying to score.
It's so much fun.
Let's play some more.

Chorus



210
4

Listen and ✓.

1 a



b



2 a



b



5

Look at 4. Ask and answer.



Are you kicking?

Yes, I am.



**THINK
BIG**

What do you like doing at play time?
Do you use your hands or feet?


I will read a story about getting ready for bed.

212

6

Listen and read. What's Ann doing?

I'm Not Tired!





7 Look at the story. Number the pictures in order.



**THINK
BIG**

How do you get ready for bed?
Act it out and say what you are doing!

Language in Action

I will listen to a dialog about what people are doing.

213 **8** Listen and read. Then say.

- Dad:** Where's Amy?
Tim: She's going to school.
Dad: Is she riding her bike?
Tim: No, she isn't.
Dad: Is she taking the bus?
Tim: No, she isn't. She's skating!



9 Look at 8. Role-play with a partner.

214 **10** Listen and stick. Then say.




Grammar

I will learn to use *Is/Are... singing? Yes, ... is/are.*

Is she singing?	Yes, she is .	No, she isn't
Are they dancing?	Yes, they are .	No, they aren't .



Listen and number.



12 Look at 11. Ask and answer.



Is he running?

No, he isn't. He's riding a bike.



I will learn about games and activities.

13 Listen, repeat, and point. Then ask and answer.

What games do you play in the playground?

Hopscotch and jumping rope.

14 Listen and point. What's her favorite game?



climbing



jumping rope



hide and seek



hopscotch



tag

15 Match. Then act and say.

1 1, 2, 3... Where are you?

2 Hop, hop, hop!

3 Let's run! Run! Run!

4 Jump! Jump! Jump!

5 Up! Up! Up!

a hopscotch

b hide and seek

c jumping rope

d climbing

e tag

Jump! Jump! Jump!



THINK BIG

Who do you play with? What are your favorite games?

I will learn about the Rock, Paper, Scissors game.

221
16

Look and listen. Say and do the action.

Rock, Paper, Scissors
Same Game... Different Name!



222
17

Listen and match. Draw lines.

1



Eva

2



Michio

3



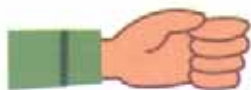
Raúl

- 1 Eva plays Rock, Paper, Scissors with her
- 2 Michio plays Janken with his
- 3 Raúl plays Cachipún with his

- a brother Martin.
- b friends at school.
- c sisters and best friend.

223
18

Look, listen, and say. Play with a friend.



1 Rock breaks scissors.
Rock wins!

2 Paper covers rock.
Paper wins!

3 Scissors cut paper.
Scissors win!

THINK BIG

Do you play Rock, Paper, Scissors in your country? What do you call it? Who do you play with? Who wins?

I will learn to use the sounds ss, z, zz.

224
19

Listen, look, and repeat.

1 **SS**

2 **Z**

3 **ZZ**

225
20

Listen and find. Then say.



buzz



kiss



zip

226
21

Listen and blend the sounds.

1 m-e-ss mess

2 z-a-p zap

3 f-i-zz fizz

4 m-i-ss miss

5 j-a-zz jazz

227
22

Underline **ss**, **z**, and **zz**. Then listen and chant.

Buzz goes the bee.
Zip, zap!
It misses me!



Values | Take care of your body.

I will learn to say how I take care of my body.

229 23 Look and listen. Then write.

jumping kicking running



1 _____



2 _____



3 _____

24 Ask and answer. Act it out with a partner.



What are you doing?



I'm jumping.

THINK BIG

How do you take care of your body?
Why is it important?




Project

25 Make a **Daily Exercise** chart to show and share.

	S	M	T	W	T	F	S
Jump	5 min						
Kick	5 min						
Run	10 min						

230
26

Listen and number.



27

Find eight action words.

F	T	X	R	G	N	A	F	C	P	G	W
I	K	H	K	G	C	J	W	A	L	S	H
L	R	I	R	Z	A	U	Y	T	T	I	I
T	F	I	C	O	D	M	E	C	B	N	T
Z	P	K	D	K	W	P	R	H	G	G	T
Y	D	U	V	I	I	I	O	I	W	I	I
S	C	H	T	T	N	N	N	N	U	N	N
R	U	N	N	I	N	G	G	G	V	G	G

I Can

- use sports and action words.



232
28

Listen and circle.



29

Look at 28. Ask and answer.



Is he jumping?

Yes, he is.

Are they dancing?

No, they aren't.
They're running.



I Can

- say what I am doing.
- ask and answer about what people are doing.



Mario Herrera
Christopher Sol Cruz

BIG ENGLISH



2ND EDITION
WORKBOOK



9

Play Time

Vocabulary

1 Follow the path. Write.

catching
jumping
singing

dancing
kicking
skating

hitting
riding
throwing



1 _____

2 _____

3 _____



5 _____

4 _____

6 _____



7 _____

9 _____



8 _____



2 Listen and sing. Then match.



Play Time Is Cool!

We like play time at our school.
Singing and dancing,
 Throwing and **catching**.
 Play time is cool at our school!

I'm **throwing** the ball.
 It's so much fun!
 Are you hitting and running?
 Yes, and it's fun.

We're **kicking** the ball
 And trying to score.
 It's so much fun.
 Let's play some more.

Chorus



3 Look at **2** and write.

1 She is _____ the ball.

2 He is _____ the ball.

3 She is _____.

4 She is _____ the ball.

4 What are you doing?
 Draw and write.

I'm _____



5 Read and write.

I'm Not Tired!



- 1** What's Patrick doing in picture 1?
He's _____.
- 2** What are the boys doing in picture 2?
They're _____.
- 3** What are the boys doing in picture 3?
They're _____.



Think, write, and draw!

Look at me.
I'm _____.



6 Look and ✓.




Is Tom skating?



Yes, he is.
 No, he isn't.

Is Jen jumping?

Yes, she is.
 No, she isn't.



7 Look and write.

Yes, it is. No, it isn't.

1



Is it playing?

2



Is it singing?

3



Is it sleeping?



Is she **singing**?

Yes, she **is**.

No, she **isn't**.

Are they **dancing**?

Yes, they **are**.

No, they **aren't**.

216
8

Listen and number.



9

Look at 8. Count and write.

- 1 How many are jumping? _____
- 2 How many are singing? _____
- 3 How many are throwing a ball? _____
- 4 How many are having play time? _____



Look, listen, and circle.

1



Yes, he is. / No, he isn't.

2



Yes, she is. / No, she isn't.

3



Yes, they are. / No, they aren't.

4



Yes, they are. / No, they aren't.

Look and write.

1



Are they playing?

Yes, _____.

2



Are they kicking a ball?

No, _____.



12 Look and match.

- 1 hide and seek
- 2 climbing
- 3 tag
- 4 jumping rope
- 5 hopscotch



13 Listen, read, and write.

climbing hide and seek hopscotch jump rope tag

- 1 Katie and Simon are playing _____. I'm playing, too. It's our favorite game. Hop! Hop! Hop!
- 2 Emily is _____ the tree. Up! Up! She's at the top! It's very high.
- 3 The boys are playing _____ on the school playground. George is looking for his friends. Where are they?
- 4 Tom and Dan are playing _____ with my brother. Run, Dan! Run! Tag, you're it, Tom!
- 5 My sisters _____ on the playground. It's a lot of fun. Jump! Jump! Jump!



What games do you play? Write.



14 Find and circle **ss**, **z**, and **zz**.

s j o ss t
 p z qu s zz
 ll e ss x z

15 Read and circle **ss**, **z**, and **zz**.

1 2 3 4

16 Match the words with the same sounds.

- | | |
|--------|--------|
| 1 zip | a zap |
| 2 buzz | b hiss |
| 3 miss | c fizz |

²²⁸**17** Listen and chant.

Buzz goes the bee.
 Zip, zap!
 It misses me!



18 Write. Match.

catching reading eating running washing swimming



1 running

This is exercise.



2 _____



3 _____

This isn't exercise.



4 _____



5 _____



6 _____

19 Draw an exercise. Then write.

I'm _____.





Listen and number. Then write.



- 1 Is she jumping? No she _____. She's singing.
- 2 Is he hitting the ball? No, he isn't. He's _____ the ball.
- 3 Is she _____ the ball? Yes, she is.
- 4 Are they dancing? No they _____. They're skating.
- 5 Is he _____ rope? Yes, he is.

