

Mario Herrera
Christopher Sol Cruz

BIG ENGLISH



2ND EDITION
STUDENT'S BOOK



8

Fun and Games

Vocabulary

I will learn to name toys.



Song Time!



Listen, look, and say.



1 action figure



2 plane



3 ball



4 bike



5 blocks



6 cars



7 stuffed animals



8 doll



9 game



10 puppet



11 train



12 skates

2 Play the memory game.

I will learn to ask and answer questions about toys.

187188
3

Listen and sing. Then look at 1 and find.

What's in Your Toy Box?

Kim, what's in your toy box?
Do you have a plane?
No, but this is my blue car.
And where's my gray train?

Kim, what's on your toy shelf?
Do you have a ball?
Yes, yes, here it is.
And here's my purple doll.

Kim, what's on your table?
Do you have big blocks?
Yes, and these are my puppets.
My favorite's Mr. Fox!

These are my favorite toys,
Purple, green, and gray.
I share my toys with my friends.
And I play every day!

189
4

Listen and number.

a



b



c



5

Look at 4. Ask and answer.



What's in your toy box?

These are my blocks.




**THINK
BIG**

What toys can a baby play with? Why?
What toys do you play with? Why?

I will read a story about toys.

6 Listen and read. Where is Jane's doll?

Where Are My Toys?





7 Look at the story. Read and circle.

1 Jane's doll is under the...



2 Jane's action figures are on the...



3 Jane is playing with her...



What's your favorite toy?
Where's your favorite toy?

I will listen to a dialog about where something is.

8 Listen and read. Then say.

Dan: Mom, where's my plane?

Mom: It's under the table.

Dan: Oh, and where are my blocks?

Mom: They're on the shelf.

Dan: Thanks. Where's my stuffed animal?

Mom: It's in the washing machine!



9 Look at 8. Role-play with a partner.

10 Listen and stick. Then say.



I will learn to use *Where's the...? It's in/on/under the...*

| | |
|-----------------------|--|
| Where's the ball? | It's in the toy box. It's on the shelf. It's under the table. |
| Where are the skates? | They're under the desk. They're on the couch. |



Listen and ✓.

1

a



b



2

a



b



3

a



b



4

a



b



12

Look at 11. Ask and answer.



Where's the doll?

It's on the shelf.



I will learn to count from 11 to 20.



Listen and trace. Point and say.

11

eleven

12

twelve

13

thirteen

14

fourteen

15

fifteen

16

sixteen

17

seventeen

18

eighteen

19


nineteen

20

twenty

14

Count the apples and write the number.



15

How old are you? Write the number. Draw the same number of apples in the box.



Do you count with your fingers? Why?

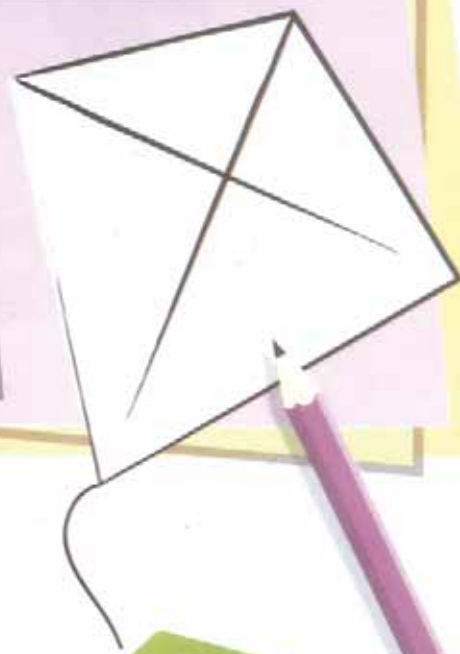

I will learn about kites from around the world.

16

Look and listen. Number.

It looks like a...
It has a shape like a...

Cool Kites



17

Color the kite. Talk with a partner.



What color is your kite?

My kite is green, red, and yellow.



THINK BIG

Where is the best place to fly a kite near your home or school?

I will learn to use the sounds qu, x, y.

18 Listen, look, and repeat.

1 qu

2 x

3 y

19 Listen and find. Then say.



yell



quick



six

20 Listen and blend the sounds.

1 qu-a-ck

quack

2 b-o-x

box

3 y-e-s

yes

4 o-x

ox

5 f-o-x

fox

6 y-u-m

yum

21 Underline **qu**, **x**, and **y**. Then listen and chant.

Six quick foxes,
In a yellow box!



I will learn to talk about sharing my toys.



Listen and number.

a



b



c



23

How do you share with your friends?
Act it out with a partner.



Here's my plane.
Let's share.

OK.
Thank you!



Is it good to share your toys? Why?



Project

24

Make a **Fun Kite** to show and share.



1 Draw.



2 Cut.



3 Paste.



4 Show.

25 Look and write.

plane bike doll game puppet train

1 Where's my _____?



2 Do you like my new _____?



3 I want a big _____.



4 Look at my _____.



5 That's a funny _____.



6 Let's play a _____.



26 Look and write in, on, or under.



1 They're _____ the table.

2 It's _____ the toy box.

3 It's _____ the chair.

I Can

- use words for toys.



204
27

Listen and circle. Then say.



28 Look at 27. Ask and answer.



Where are the action figures?

They're on the bed and under the chair.

Where are the planes?

They're on the shelf and under the desk.



I Can

- ask and answer about where something is.



Mario Herrera
Christopher Sol Cruz

BIG ENGLISH



2ND EDITION
WORKBOOK



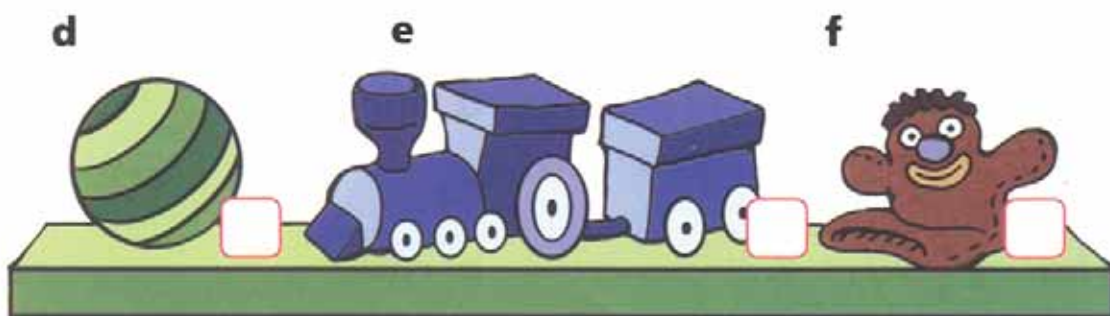

8

Fun and Games

Vocabulary



1 Listen and number.



2 Look at 1. Write.

action figure ball blocks car puppet train

a This is my _____.

b These are my _____.

c This is my _____.

d This is my _____.

e This is my _____.

f This is my _____.





Listen and circle. Then sing.



What's In Your Toy Box?

Kim, what's in your toy box?
Do you have an **airplane** / **bike**?
No, but this is my blue **car** / **game**.
And where's my gray train?

Kim, what's on your toy shelf?
Do you have a **ball** / **doll**?
Yes, yes, here it is.
And here's my purple **doll** / **car**.

Kim, what's on your table?
Do you have **big blocks** / **stuffed animals**?
Yes, and these are my **puppets** / **trains**.
My favorite's Mr. Fox!

These are my favorite toys,
Purple, green, and gray.
I share my toys with my friends.
And I play every day!



Draw toys.
Then write.

This is my

and my



How did I do?



5 Read and circle.

Where Are My Toys?

Dad, where's my doll?



It's under the table, Jane.



Oh, and where are my action figures?

Here they are. They're on the couch.



- 1 Where's the doll?
It's **in** / **under** the table.
- 2 Where are the action figures?
They're **on** / **under** the couch.

Look. Circle three differences.

THINK BIG



I'm playing with my friends!



I'm playing with my dolls!



6 Read and number.

1 It's under the desk.



2 They're on the shelf.



3 It's in the toy box.



7 Write in, on, or under.



1 _____



2 _____



3 _____



4 _____



5 _____



6 _____

8 Read and draw.

The book is on the table.

The cat is under the table.



Where's the ball?

It's **in** the toy box.
It's **on** the shelf.
It's **under** the table.

Where are the skates?

They're **under** the desk.
They're **on** the couch.



Listen and circle in, on, or under.



1 in on

2 on under

3 on under

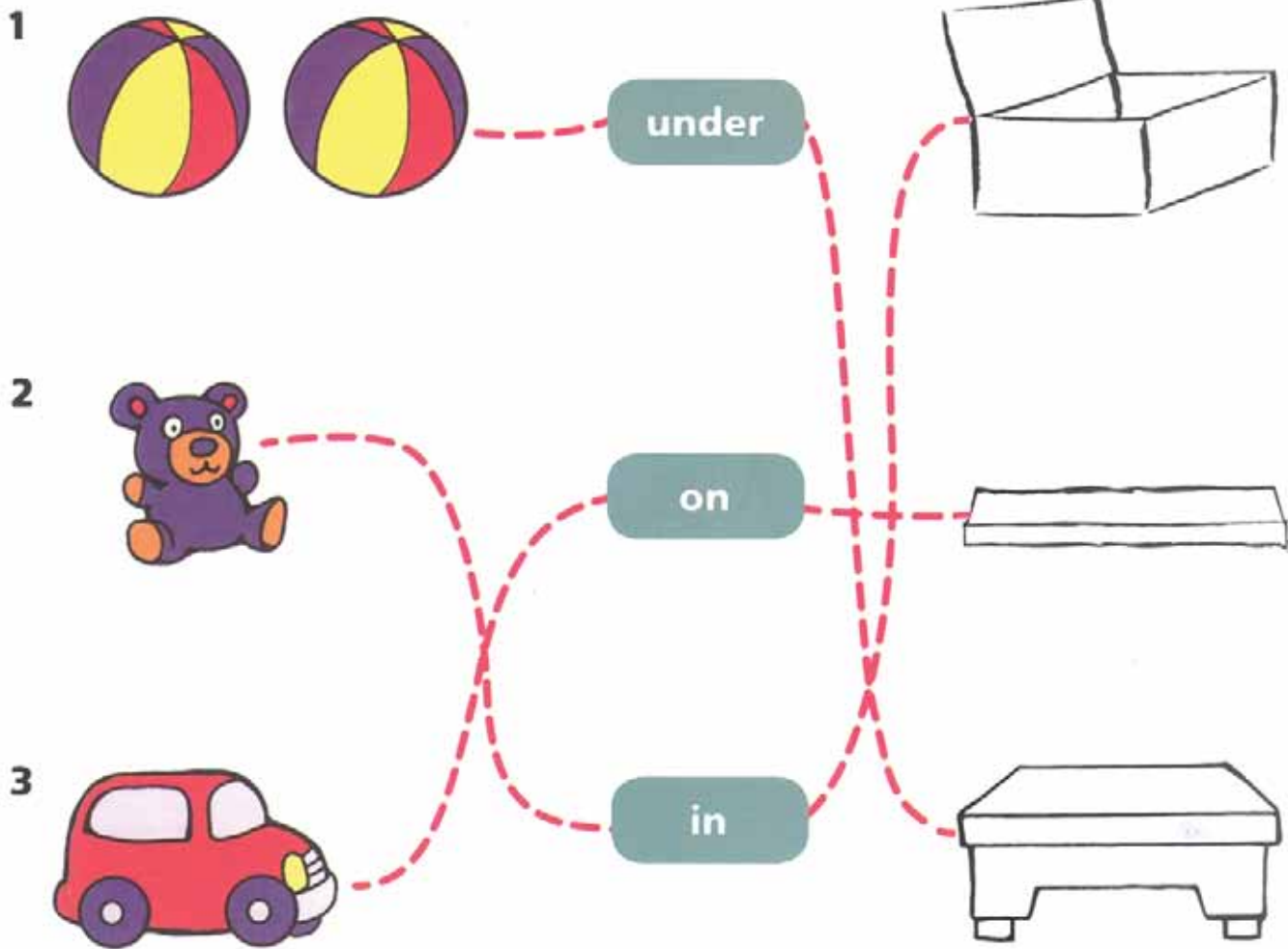
4 in on

5 on in

6 under on



10 Join and draw.



11 Look at 10 and circle.


- 1 Where are the balls?
The balls are **in** / **on** / **under** the table.
- 2 Where is the stuffed animal?
The stuffed animal is **in** / **on** / **under** the toy box.
- 3 Where is the car?
The car is **in** / **on** / **under** the shelf.



12 Trace.

11 12 13 14 15
16 17 18 19 20

13 Count and write. How many?



___ balls



___ cars



___ trains



___ airplanes



___ games



14 Find and circle **qu**, **x**, and **y**.

p i p qu x s
 x g w s y
 i j qu hu y

15 Read and circle **qu**, **x**, and **y**.

1 2 3 4

16 Match the words with the same sounds.

- | | |
|---------|---------|
| 1 quick | a yes |
| 2 fox | b box |
| 3 yum | c quack |

17 Listen and chant.

Six quick foxes,
In a yellow box!



18 Match.



1

OK. Thank you!

2

Sharing is fun!

3

Here's my car. Let's share.

19 Draw.

Here's my _____
Let's share.



20 Look and match. Then read.

John's toys

1



a action figure

2



b ball

3



c blocks

4



d airplane

5



e bike

203 21 Listen and number.



22 Look at 21. Count and write.

How many toys can you see? I can see ____ toys.

How did I do?

