

Mario Herrera  
Christopher Sol Cruz

# BIG ENGLISH



2ND EDITION  
STUDENT'S BOOK



# 7

# Party Time

## Vocabulary

I will learn to name food.



## Song Time!



1 Listen, look, and say.



1 cake



2 apple



3 ice cream



4 juice



5 milk



6 grapes



7 pizza



8 salad



9 hamburger



10 fruit



11 sandwich



12 hot dog



13 orange

2 Play the memory game.



I will learn to ask and answer questions about food.

165 166  
3

Listen and sing. Then look at 1 and find.

## It's My Birthday Party!



Welcome, friends.  
Please sit down.  
It's my birthday party!  
With games and a clown!

We have pizza, hot dogs,  
Salad, too.  
Apples, cake,  
And ice cream for you!

Or put a hamburger  
On your plate.  
With juice or milk  
It'll taste great.

Thanks for the presents  
What a great day!  
Let's eat and drink  
And play, play, play.



167  
4

Listen and say **yes** or **no**.

1



2



3



4



5

Look at 4. Ask and answer.



What does  
he have?

He has milk.



**THINK  
BIG**

What food do you eat every day?  
What food do you eat on special days?




I will read a story about a party.

169  
**6**

Listen and read. What day is Tim's party?

## How Many More Days?







**7** Look at the story. Read and circle.

1 Tim has...



2 Jane has...



3 What does Patrick have?



What is your favorite day?  
 Sunday Monday Tuesday Wednesday  
 Thursday Friday Saturday  
 What's your favorite party food? Say.

I will listen to a dialog about what people have.

**8** Listen and read. Then say.

**Tom:** What do you have, Ben?

**Ben:** I have a present for you.  
Happy birthday, Tom!

**Tom:** Thanks!

**Ben:** Is Matt here?

**Tom:** Yes, he is.

**Ben:** Oh, good. He has a great  
present for you!



**9** Look at 8. Role-play with a partner.

**10** Listen and stick. Then say.





I will learn to use *What does he have? He has...*

What **does** he **have**?

He **has** milk.

What **do** you **have**?

I **have** juice.

## 11 Match. Then say.

1 What do you have?  
I have salad.



2 What do you have?  
I have cake and milk.



3 What do you have?  
I have juice and ice cream.

4 What do you have?  
I have fruit.

## 12 Look at 11. Ask and answer.



What does she have?

She has cake and milk.



I will learn about sweet and salty foods.

**13** Look, listen, and repeat. Then say.



1 sugar



2 chocolate



3 cookies



4 salt



5 chips



6 fries

I have chocolate and fries.

**14** Look and match. Then listen and check.



**THINK BIG**

Name other sweet and salty foods.  
What's your favorite? Salty or sweet?



I will learn about birthday food around the world.

176  
15

What food do the children have on their birthday?  
Listen and circle the correct words.

## Birthday Food



Candy



Pie



Soup



Miguel

1 Miguel has **candy** / **soup** on his birthday.

2 Jack has **pie** / **cake** on his birthday.



Jack



Susie

3 Susie has **cake** / **soup** on her birthday.

4 Anya has **pie** / **candy** on her birthday.



Anya

16 Tell your partner about you.

On my birthday, I have cake and fruit.



THINK BIG

Why do people have special food on their birthday? How else do they celebrate?

I will learn to use the sounds l, ll, v, w.

## 177 Listen, look, and repeat.

1 l

2 ll

3 v

4 w

## 178 Listen and find. Then say.



web



doll



leg



van

## 179 Listen and blend the sounds.

1 l-e-t let

2 b-e-ll bell

3 v-e-t vet


4 w-e we

5 w-i-n win

6 t-a-ll tall

## 180 Underline l, ll, v, and w. Then listen and chant.

Let's ring the bell  
For the vet  
With the van!





I will learn to talk about celebrations.

**21** Listen and number.

Birthday



Father's Day



New Year's Day



**22** Look at 21. Role-play with a partner.

Happy New Year!

Thank you. Happy New Year to you!

**THINK BIG**

Do you celebrate birthdays in your country? Why do you think it is important?



**Project**

**23** Make a Greeting Card.



1 Fold.



2 Write.



3 Cut.



4 Paste.







5 Color.

**24** Look and match.

Monday	Tuesday	Wednesday	Thursday	Friday	Saturday	Sunday
						

- |                        |                |
|------------------------|----------------|
| 1 On Monday, I have    | a cake.        |
| 2 On Tuesday, I have   | b pizza.       |
| 3 On Wednesday, I have | c salad.       |
| 4 On Thursday, I have  | d a hamburger. |
| 5 On Friday, I have    | e an apple.    |
| 6 On Saturday, I have  | f a hot dog.   |
| 7 On Sunday, I have    | g grapes.      |

**25** Look and write. Use **have** or **has**.

- 1 They \_\_\_\_\_ a soccer ball. 
- 2  She \_\_\_\_\_ birthday presents.
- 3 My sister \_\_\_\_\_ a blue bicycle. 
- 4  My mother and father \_\_\_\_\_ a red car.

**I Can**

- use words for party foods and drinks.





183  
26

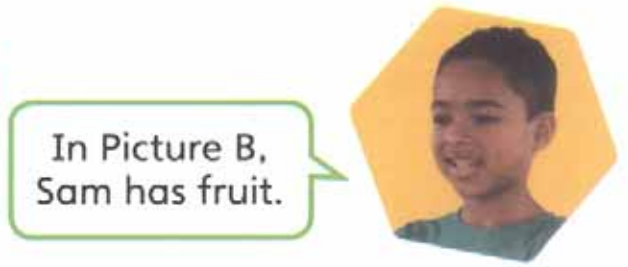
Find the differences and say. Then listen and check.



27 Look at 26. Play a game.



In Picture A, Sam has ice cream.



In Picture B, Sam has fruit.

I Can

- say what I have or don't have.
- ask a classmate about what they have or don't have.



Mario Herrera  
Christopher Sol Cruz

# BIG ENGLISH



2ND EDITION  
WORKBOOK

1



# 7

# Party Time

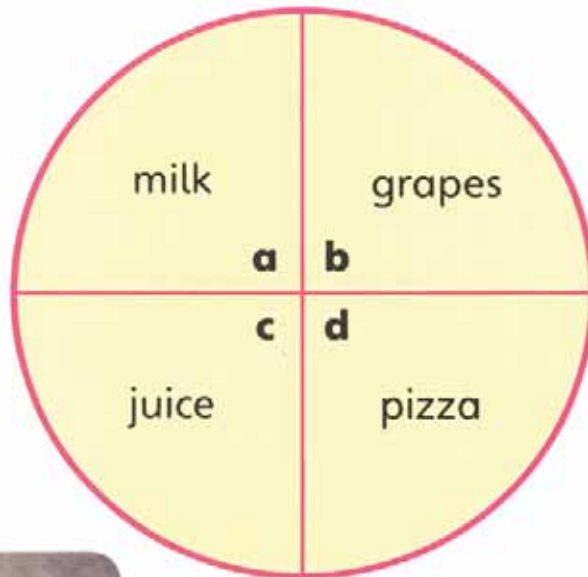
## Vocabulary

### 1 Match.

1



2



3



4



### 2 Look at 1. Write.

1 She has \_\_\_\_\_.

2 He has \_\_\_\_\_.

3 They have \_\_\_\_\_.

4 She has \_\_\_\_\_.





Listen and number. Then sing.

a



## It's My Birthday Party!



c



Welcome, friends.  
Please sit down.  
It's my birthday party!  
With games and a clown!  
We have pizza, **hot dogs**,  
**Salad**, too.  
Apples, **cake**,  
And **ice cream** for you!

d



e



Or put a **hamburger**  
On your plate.  
With juice or **milk**  
It'll taste great.

f



Thanks for the presents.  
What a great day!  
Let's eat and drink  
And play, play, play.

4 Draw.

I have pizza,  
salad, and juice.



How did I do?





5 Read and write.

How Many More Days?



1 Tim's party is on \_\_\_\_\_. 2 Tim has \_\_\_\_\_.



3 Maria has \_\_\_\_\_. 4 Patrick has \_\_\_\_\_ and \_\_\_\_\_.




Write the days in order. What day is it today? Circle.

\_\_\_\_\_ Monday \_\_\_\_\_  
 Thursday \_\_\_\_\_ Saturday



## 6 Look and write.

I have apples and oranges. I have pizza.



## 7 Read and draw.

1 I have salad and hot dogs.



2 I have ice cream and fruit.



How did I do?



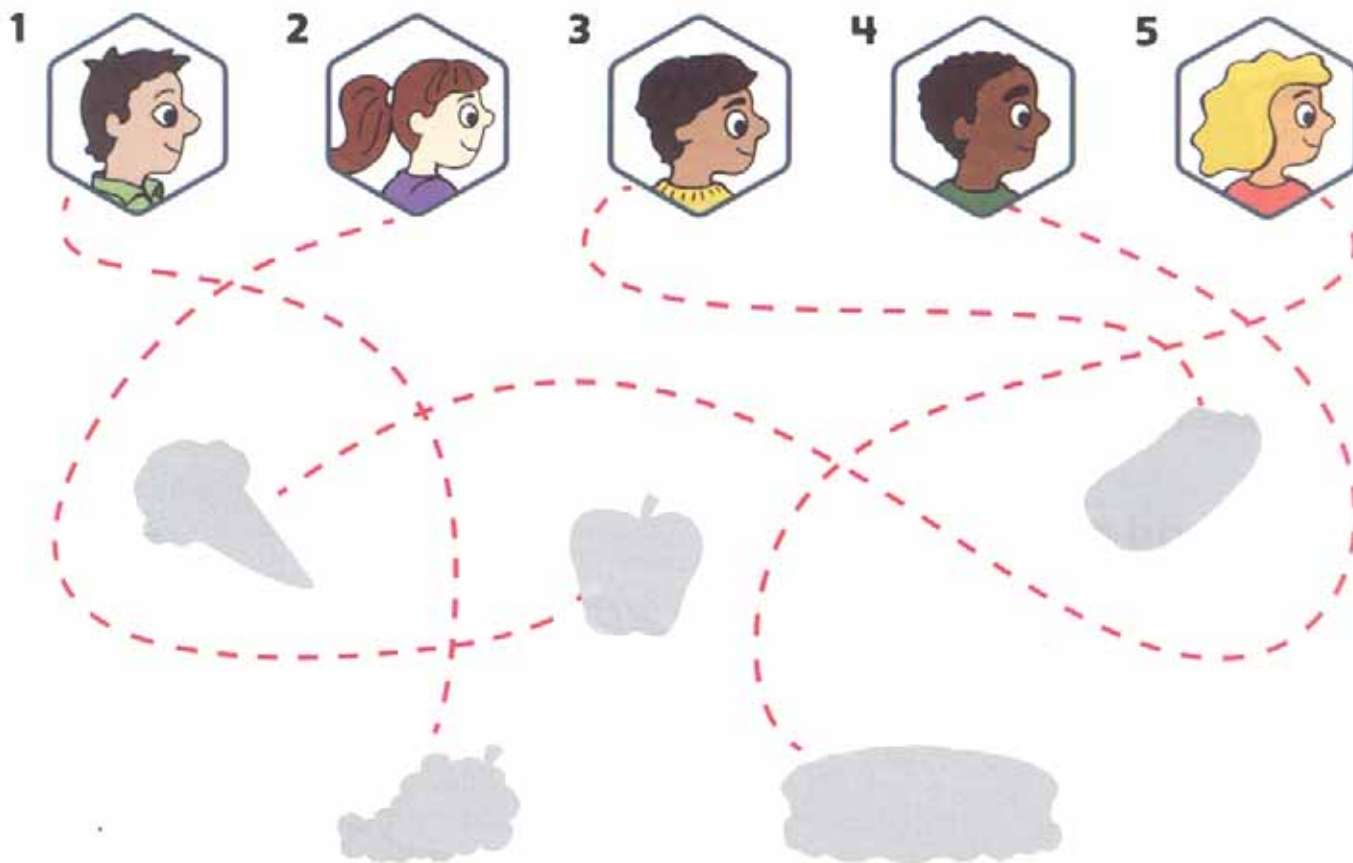


What **does** he **have**? He **has** milk.

What **do** you **have**? I **have** juice.

## 8 Look and match. Then write.

cake grapes ice cream an apple a hot dog



1 What does he have? He has \_\_\_\_\_.

2 What does she have? She has \_\_\_\_\_.


3 What does he have? He \_\_\_\_\_.


4 What does he have? \_\_\_\_\_


5 What does she have? \_\_\_\_\_





Listen and match. Then write.






1  I have pizza.

2  I \_\_\_\_\_.

3  I \_\_\_\_\_.

4  I \_\_\_\_\_.

5  I \_\_\_\_\_.

 pizza  
 a salad  
 juice  
 a sandwich  
 a hamburger

10 Look and write.



1 What does he have?  
He has a \_\_\_\_\_  
and \_\_\_\_\_.



2 What does she have?  
She has a \_\_\_\_\_  
and \_\_\_\_\_.





**11** Look and write.

chips chocolate cookies fries salt sugar

1



2



3



4



5



6



**12** Listen, read, and circle.

Some foods are salty, and some are sweet.  
 Chocolate is my favorite <sup>1</sup>salty / **sweet** food, and  
 pizza is my favorite <sup>2</sup>salty / **sweet** food.

Fries are <sup>3</sup>salty / **sweet**, and chips are <sup>4</sup>salty / **sweet**,  
 too. They have <sup>5</sup>salt / **sugar** on them.

Cookies, cake, and ice cream are all <sup>6</sup>salty / **sweet**.  
 They have <sup>7</sup>salt / **sugar** in them.



Draw and write.



\_\_\_\_\_  
 sweet.



\_\_\_\_\_  
 salty.



**13** Find and circle l, ll, v, and w.

l	l	v	o
ll	t	a	v
t	w	l	p

**14** Read and circle l, ll, v, and w.

1     2     3     4

**15** Match the words with the same sounds.

- |        |        |
|--------|--------|
| 1 let  | a sell |
| 2 bell | b leg  |
| 3 vet  | c win  |
| 4 we   | d van  |

**16** Listen and chant.

Let's ring the bell  
For the vet  
With the van!





**17 Write.**

Birthday    Father's Day    New Year

1



Happy \_\_\_\_\_!

Thank you.  
Happy New  
Year to you!



2



Happy \_\_\_\_\_!  
I have a present for you.

Thank you.



3



Happy \_\_\_\_\_,  
Dad!

Thank you.  
It's in one  
more day!



**18 Choose and draw.**

It's...

- my birthday.
- Father's Day.
- New Year's Day.



## 19 Look and write questions and answers.



1 What \_\_\_\_\_  
you have?  
I have  
\_\_\_\_\_.



2 What does he  
\_\_\_\_\_?  
He has  
\_\_\_\_\_.



3 What \_\_\_\_\_  
she \_\_\_\_\_?  
\_\_\_\_\_ has  
juice.

## 20 Color. Then match and read.

1 I have  a apples.

2 Mom has  b cake.

3 Dad has  c ice cream.

## 21 Read and circle.

- 1 We **have** / **has** a pet.
- 2 Sally **have** / **has** soup on her birthday.
- 3 My grandmother **have** / **has** five hens.
- 4 My dog **have** / **has** four puppies.

