

Mario Herrera
Christopher Sol Cruz

BIG ENGLISH



2ND EDITION
STUDENT'S BOOK



5

Busy at Home

Vocabulary

I will learn to name home activities.



Song Time!



1 Listen, look, and say.



1 brushing my teeth



2 combing my hair



3 reading



4 taking a bath



5 making lunch



6 washing



7 playing



8 talking on the phone



9 eating



10 drawing



11 drinking

2 Play the acting game.

Song

I will learn to ask and answer questions about home activities.

116 117
3

Listen and sing. Then look at 1 and find.



What Are You Doing?

I'm brushing my teeth.
I'm combing my hair.
I'm busy. I'm busy.
What are you doing?

I'm eating my breakfast.
I'm washing my face.
I'm busy. I'm busy.
What are you doing?

I'm talking on the phone.
I'm making my lunch.
I'm busy. I'm busy.
What are you doing?

Chorus



118
4

Listen and say **yes** or **no**.

1



2



3



5

Look at 4. Ask and answer.



What are you doing?

You're Number 1!

I'm eating.



**THINK
BIG**

Why do we brush our teeth?
Why do we eat?

I will read a story about home activities.

120
6

Listen and read. What's Patrick drawing?

Fun at Home



It's time for lunch! What are you doing now?

I'm drawing.

I'm drawing, too!

5

This is for you, Mom.

Oh! Thank you, Patrick. It's great!

6

7 Look at the story. Circle.

1 Who is playing?



2 Who is making lunch?



3 Who is drawing?



THINK BIG

What do you like doing at home? Draw.



Language in Action

I will listen to a dialog about home activities.

121
8

Listen and read. Then say.

Mrs. Miller: Hi, Grace.

Grace: Hi, Mrs. Miller. Where's Andrea?

Mrs. Miller: She's in the living room.

Grace: What's she doing?

Mrs. Miller: She's doing her homework.



9

Look at 8. Role-play with a partner.

122
10

Listen and stick. Then say.



Grammar

I will learn to use *Where's/Where are...? He's in the...*

Where's Dylan?	He's in the dining room.
Where's Pam?	She's in the living room.
Where are you?	I'm in the bedroom.

where is = where's
he is = he's
she is = she's
I am = I'm



Listen and ✓.

1 Where's Sara?



2 Where's Manny?



3 Where's Kevin?



4 Where's Peggy?



12 Look at 11. Ask and answer.



Where's Sara?

She's in the kitchen.



I will learn about different shapes.

¹²⁶ **13** Look. Listen and say.



1 square



2 circle



3 triangle



4 rectangle

¹²⁷ **14** Look and listen. Write the number.



15 Draw shapes. Color. Write how many.

- ___ squares
- ___ circles
- ___ triangles
- ___ rectangles



Look around. What shapes are in your class?

I will learn about different kinds of homes.

128
16


Look and listen.

My home is in... I live in a... I live on a...

Homes




apartment



yurt



houseboat



lighthouse

17

Draw your home. Talk with a partner.



My home is square.

My home is old.



THINK BIG

Which home do you like from the above? Why?

I will learn to use the sounds u, f, ff.

18 Listen, look, and repeat.

1 u 2 f 3 ff

19 Listen and find. Then say.



fan



up



puff

20 Listen and blend the sounds.

1 r-u-n run 2 f-u-n fun 3 o-ff off
4 s-u-n sun 5 f-o-g fog

21 Underline u, f, and ff. Then listen and chant.

We're having fun,
Running in the sun.
Up, up, up!
Puff, puff, puff!



I will learn to talk about helping at home.

134
22

Listen and match. Then listen and repeat.

She's washing the dishes. He's drying the dishes. He's cleaning his room.



23

How do you help at home? Act it out. Your partner guesses.

He's drying the dishes.



THINK BIG

Does it feel good to help at home? Why?



Project

24

Make a Helping at Home chart. Work in small groups.

	Me	1 _____	2 _____	3 _____
Clean my room.				
Do my homework.				
Help my parents.				
Wash the dishes.				



Listen and number.



26 Look and write.

eating playing reading talking



1 She's



2 He's



3 He's



4 She's

I Can

- use words for daily routines.



27 Work in groups. Play the **Memory** game.

Student 1:
Act and say.

Student 2:
Talk about Student 1.
Then act and say.



Student 3:
Talk about Students 1 and 2. Then act and say.

**Play with the whole class.
How much can you remember?**

I Can

- say what I do around the house.
- ask and answer about what people do around the house.



Mario Herrera
Christopher Sol Cruz

BIG ENGLISH



2ND EDITION
WORKBOOK



5

Busy at Home

Vocabulary

1 Look, read, and match.



- 1 She's combing her hair.
- 2 She's drinking, and he's reading.
- 3 He's taking a bath.
- 4 He's making lunch.
- 5 He's eating.





Listen and write. Then sing.

breakfast face hair
lunch phone teeth

What Are You Doing?

I'm brushing my ¹ _____.

I'm combing my ² _____.



I'm busy. I'm busy.

What are you doing?

I'm eating my ³ _____.

I'm washing my ⁴ _____.

I'm busy. I'm busy.

What are you doing?



I'm talking on the ⁵ _____.

I'm making my ⁶ _____.

I'm busy. I'm busy.

What are you doing?



Chorus



Draw.

He's taking a bath.

She's playing.



4 Read and write.

Fun at Home



1 What are they doing?
They're _____.

2 What is Patrick doing?
He's _____.



3 What's she doing?
She's _____.

THINK BIG Read, write, and draw.

What are you and your friend doing?

We're _____
_____.



5 Look and color around the rooms.



kitchen



living room



bedroom



bathroom



dining room



6 Look at 5. Read and circle.



She's in the **bathroom** / **bedroom**.



She's in the **living room** / **kitchen**.




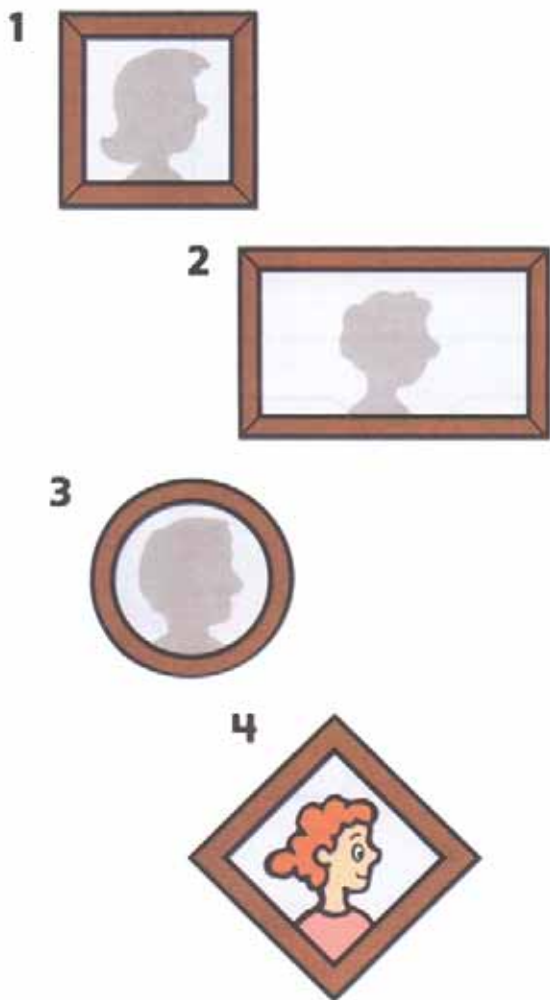
She's in the **bedroom** / **dining room**.

How did I do?



Where's Dylan?	He's in the dining room.
Where's Pam?	She's in the living room.
Where are you?	I'm in the bedroom.

¹²⁴
7 Listen and match.



8 Look at 7. Write **He's**, **I'm**, or **She's**.

- Where's your father? _____ in the kitchen.
- Where's your mother? _____ in the bedroom.
- Where are you? _____ in the living room.



9 Listen. Write the number.



10 Look at 9. Write.

dining room kitchen

- 1 Where's Ana?
She's in the _____.
- 2 Where's her father?
He's in the _____.

11 Draw. Where are you?

I'm in the _____.



12 Draw lines and connect the numbers. Then write.

triangle square rectangle

1

2

3

13 Count and write the number.



How many circles? _____



How many triangles? _____

THINK
BIG

Find and draw four things in your house that are a square, a circle, a triangle, and a rectangle.



14 Find and circle **u**, **f**, and **ff**.

ck

u

t

f
ff
ff

p
k

u

f

s

i

15 Read and circle **u**, **f**, and **ff**.

1 up

2 fan

3 puff

4 bus

16 Match the words with the same sounds.

1 sun

2 off

3 fog

a fan

b up

c puff

133
17 Listen and chant.

We're having fun,
Running in the sun.
Up, up, up!
Puff, puff, puff!



135
18

Listen and write.

cleaning drying helping washing



1 She's _____ her room.



2 She's _____ the dishes.



3 He's _____ the dishes.



4 She's _____ her mom.

19

Draw.

I'm helping at home.



20 Look, read, and match.



1 I'm brushing my teeth.

2 I'm combing my hair.

3 I'm washing my face.

4 I'm eating.

5 I'm taking a bath.

6 I'm talking on the phone.

7 I'm drawing.

8 I'm reading.

9 I'm playing.

10 I'm making lunch.