

Mario Herrera  
Christopher Sol Cruz

# BIG ENGLISH



2ND EDITION  
STUDENT'S BOOK



# 1

# Good Morning, Class!

## Vocabulary

I will learn to name classroom objects.




## Song Time!



1 Listen, look, and say.



1 yellow desk



2 green book



3 red marker



4 blue chair



5 crayon



6 eraser



7 pen



8 pencil



9 ruler



10 backpack

2 Play the memory game.

# Song

I will learn to ask and answer questions about classroom objects.

13 14  
**3**

Listen and sing. Then look at 1 and find.

## The Classroom Song

Good morning, class.  
Good morning to you!  
How are you?  
I'm fine, thank you.

What is it? It's an eraser.  
What is it? It's a ruler.  
What is it? It's a pencil.  
What is it? It's a crayon.

Now pick up your pen  
And open your book.  
Say the words  
And write with me.  
Let's start now. 1, 2, 3!

### Chorus



15  
**4**

Listen and number.

a



b



c



d



**5**

Look at 4. Ask and answer.



What is it?

It's a chair.



**THINK  
BIG**



What do you take to class?

I will read a story about classroom objects.

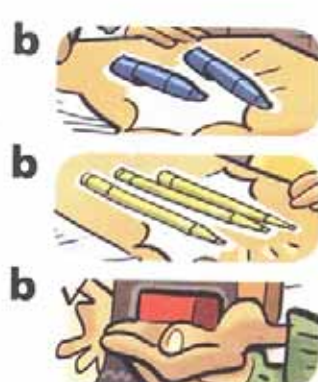
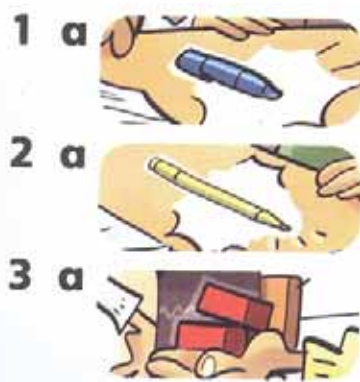
## 6 Listen and read. What color is the marker?

### Classroom Colors





**7** Look at the story. Then circle.



**THINK BIG** What happens next? Draw and say.



# Language in Action

I will listen to a dialog about classroom objects.

**8** Listen and read. Then say.

**Linda:** Hi! What's your name?

**Bobby:** My name is Bobby.



**Linda:** What is it?

**Bobby:** It's a yellow pencil.



**9** Look at 8. Role-play with a partner.

**10** Listen and circle.



# Grammar

I will learn to use *What is it/are they? It's/They're...*

What is it?

It's a ruler.



What are they?

They're crayons.

It is = It's

They are = They're

## 22 Listen and stick.



## 12 Work with a partner. Look at 11. Ask and answer.



What is it?

What are they?

It's...

They're...



I will learn to count to ten.



**Listen and trace. Point and say.**

1

one

2

two

3

three

4

four

5

five

6

six

7

seven

8

eight

9

nine

10

ten



**Listen. Count and color.**



Look around. What numbers do you see in your class?



I will learn about classrooms around the world.

<sup>26</sup>  
**15** Look, listen, and repeat.



1 Kenya



2 The United States of America



3 China

<sup>27</sup>  
**16** Listen. Match the desk with the person above.



**17** What do you have on your desk? Draw and say.



It's a... . They're... .

**THINK  
BIG**

What can you find in classrooms everywhere?

I will learn to use the sounds a, t, p, n.

8.28 <sup>28</sup> **18** Listen and point. Then say.

a b c d e f g h i  
j k l m n o p q r  
s t u v w x y z

<sup>29</sup> **19** Listen, look, and repeat.

1 a                      2 t                      3 p                      4 n

<sup>30</sup> **20** Listen and find. Then say.



pan



ant



nap



tap

<sup>31</sup> **21** Listen and blend the sounds.

1 a-n                      an                      2 p-a-t                      pat  
3 t-a-n                      tan                      4 a-t                      at

<sup>32</sup> **22** Underline a, t, p, and n. Then listen and chant.

Pat the ant  
Has a tan.  
Pat the ant  
Takes a nap.



I will learn to use polite words.

<sup>34</sup>  
**23** Listen and find the picture. Then listen and repeat.



**24** Look at 23. Role-play with a partner.

**THINK BIG**

How can you be polite in class?



Project

**25** Make a **Be Polite** poster.



35  
26

Listen. Look and match.

1 It's an eraser.

2 It's a book.

3 It's a desk.

4 It's a crayon.

5 It's a chair.



36  
27

Listen and circle.



I Can

• use words for objects in the classroom.



<sup>37</sup>  
**28** Look and find the differences. Then listen and check.



Picture A



Picture B

<sup>38</sup>  
**29** Listen and play a game.

I Can

- talk about classroom objects.



Mario Herrera  
Christopher Sol Cruz

# BIG ENGLISH



2ND EDITION  
WORKBOOK

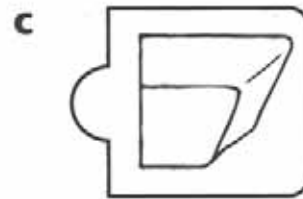
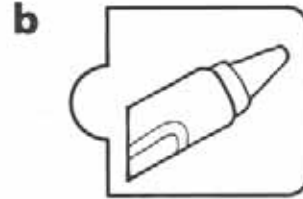
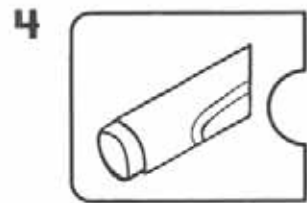
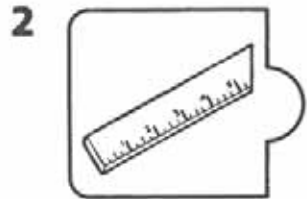
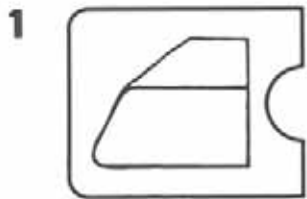


# 1

# Good Morning, Class!

## Vocabulary

1 Match, color, and say.



book

crayon

eraser

ruler

2 Look and circle.

1 What is it?  
It's a **pen / marker**.



2 What is it?  
It's a **backpack / desk**.



<sup>16</sup>  
**3** Listen and sing. Then draw.

## The Classroom Song



Good morning, class.  
 Good morning to you!  
 How are you?  
 I'm fine, thank you.



What is it? It's an **eraser**. (a)  
 What is it? It's a **ruler**. (b)  
 What is it? It's a **pencil**. (c)  
 What is it? It's a **crayon**. (d)

Now pick up your pen  
 And open your book.  
 Say the words and write with me.  
 Let's start now. 1, 2, 3!



### Chorus

a



b



c



d



**4** Draw your backpack. Then color and write.


This is my \_\_\_\_\_.  
 It's \_\_\_\_\_.






5 Read and circle.

Classroom Colors



6 Listen and color.



Complete the sequence.



## 7 Listen and ✓.

1 a



b



2 a



b



3 a



b



4 a



b



## 8 Read, draw, and color.

1 It's a pencil.  
It's green.



2 It's a book.  
It's blue.



3 It's a crayon.  
It's yellow.



How did I do?



**What is it?**      **It's a ruler.**

**What are they?**      **They're crayons.**

## 9 Trace.



What is it?  
\_\_\_\_\_



It's a book.

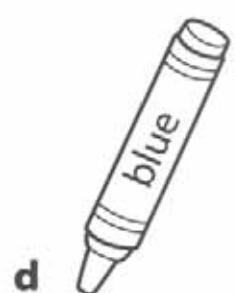
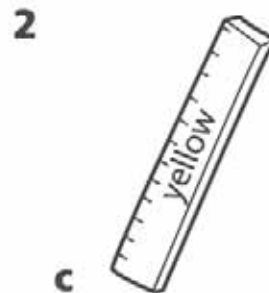
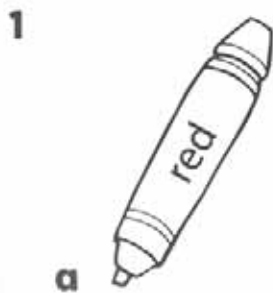


It's a desk.



It's a backpack.

## 10 Listen and circle. Then color.




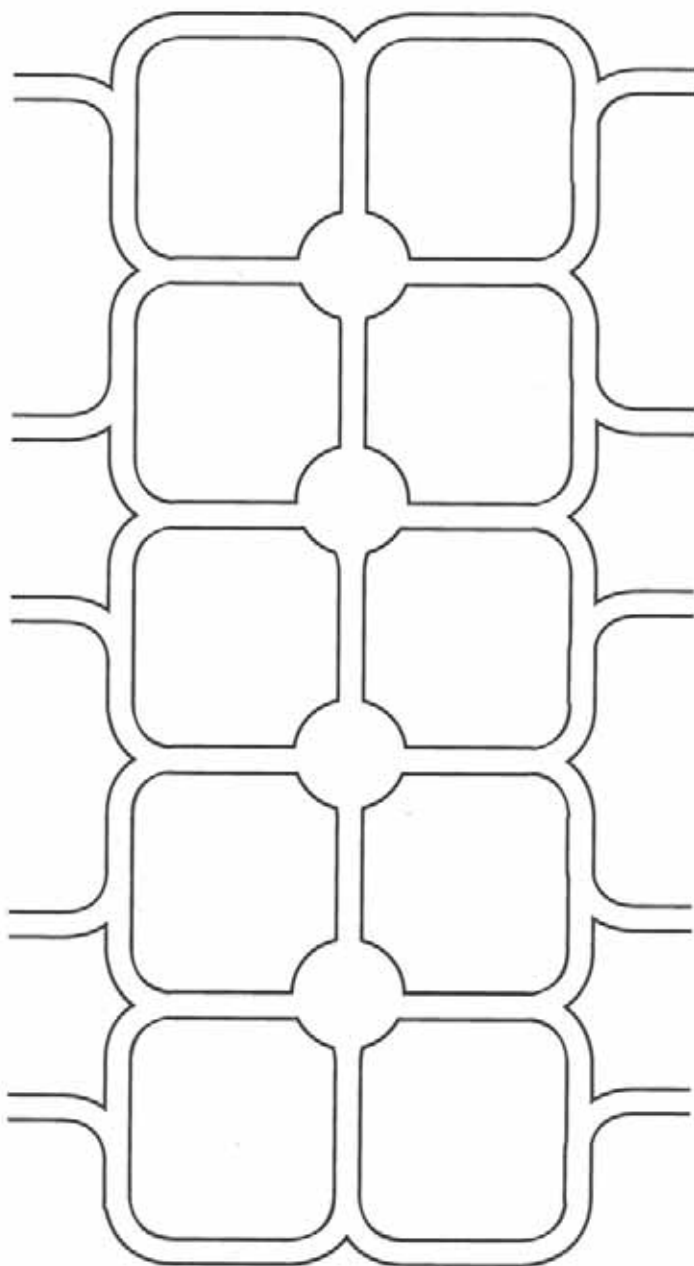


What are they?

They're...



**11** Match and say.



How did I do?



**12** Connect numbers 1 to 10. Count and write.

8 ●



\_\_\_ pens



\_\_\_ books

● 7



\_\_\_ pencils

● 9

● 6

● 10

4 ●

● 5

● 2



**13** Count and write.

1



\_\_\_ erasers

2



\_\_\_ markers

3



\_\_\_ rulers

4



\_\_\_ desk



I have 3 green pens and 1 red pen.  
How many pens do I have?  
I have \_\_\_\_\_ pens.



14 Find and circle **a**, **t**, **p**, and **n**.

a	p	c	t
o	a	p	n
s	t	n	a

15 Read and circle **a**, **t**, **p**, and **n**.

1     2     3     4

16 Match the words with the same sounds.

- |       |       |
|-------|-------|
| 1 nap | a pen |
| 2 pan | b and |
| 3 ant | c nip |

17 Listen and chant.

Pat the ant  
Has a tan.  
Pat the ant  
Takes a nap.



18 Read and write.

Please you welcome



19 Draw.

I'm polite in school.



## 20 Read, draw, and color.



1 I have a pencil. It's yellow.



3 I have three markers.  
They're red.



2 I have a desk. It's blue.



4 I have two books.  
They're green.

## 21 Read and circle.



1 What is it?  
**It's / They're** a ruler.



3 What **is it / are they**?  
It's a chair.



2 What are they?  
**It's / They're** backpacks.



4 What **is it / are they**?  
They're erasers.

